

PRESTIGE

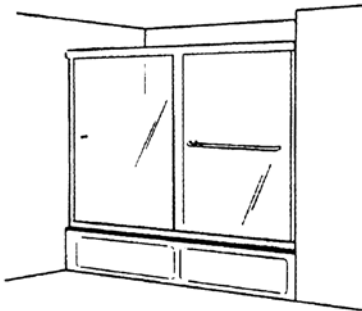
LIST PRICE

shower enclosures

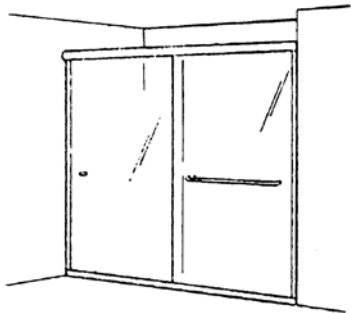
PRESTIGE FRAMELESS SLIDING DOOR

Features the thickest Euro style rounded header available, along with heavy duty roller brackets which ensure smooth rolling performance without any sag. **Prestige shower doors now include GLASSGUARD™** - a factory applied protective treatment for easy to clean glass. **Additional charges for glass options and standard colors, see pages 3 & 4.**

- polished before anodizing
- 1/4" clear glass with highly polished edges
- 1 - through-the-glass towel bar and 1-single knob in tubular **brass** or **stainless steel**
- additional charges for fabrication or metal options, see below
- GLASSGUARD™ protection
- ball bearing heavy duty rollers



PT 1600



PS 1600

model width height silver

TUB - SLIDING			1/4"
PT1600-60	48"- 60"	57 3/8"	\$750
PT1600-66	60"- 66"	57 3/8"	\$810

*under size height,
width or both add \$50*

SHOWER - SLIDING			1/4"
PS1600-48	38"- 48"	70 3/8"	\$750
PS1600-60	48"- 60"	70 3/8"	\$810

*under size height,
width or both
add \$50*

*over size height
to 76" add \$150,
over 76" call*

see Highlight Price List for available short sizes

fabrication

taper - \$75
sterling/owens corning jambs - \$129

metal

mixed colors - \$27 and up
1 bar/1 knob alternatives
2 - pull knobs - n/c
2 - 8" c-pull - \$129
2 - solid towel bars - \$81
1 - back-to-back "bumper knob"- \$27
3 - recessed finger pulls - \$200

PHONE
1-800-842-3205

GLASSource

FAX
1-616-842-2157

PRESTIGE

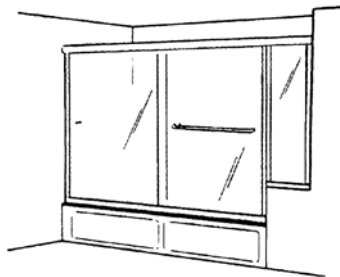
LIST PRICE

shower enclosures

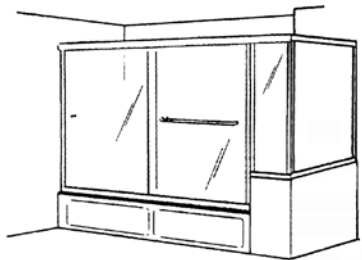
PRESTIGE FRAMELESS SLIDING DOOR

Features the thickest Euro style rounded header available, along with heavy duty roller brackets which ensure smooth rolling performance without any sag. **Prestige shower doors now include GLASSGUARD™** - a factory applied protective treatment for easy to clean glass. **Additional charges for glass options and standard colors, see pages 3 & 4.**

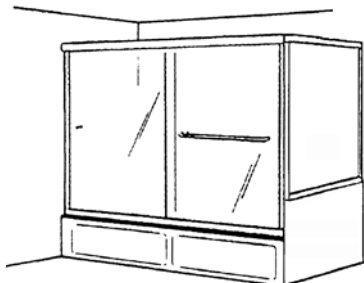
- polished before anodizing
- 1/4" clear glass with highly polished edges
- 1 - through-the-glass towel bar and 1-single knob in tubular **brass** or **stainless steel**
- additional charges for fabrication or metal options, see below
- GLASSGUARD™ protection
- ball bearing heavy duty rollers



PT/PS 1600 - 1



PT/PS 1600 - 1 - 3 (90°)



PT/PS 1600 - 3 (90°)

model width height silver

TUB - SLIDING WITH PANEL			1/4"
PT1600 - 1	84"	57 3/8"	\$1,040
PT1600 - 1 - 3	84"- 40"	57 3/8"	\$1,098
PT1600 - 3	60"- 40"	57 3/8"	\$1,058

under size slider height, width or both add \$50

TUB - SLIDING WITH PANEL			1/4"
PS1600 - 1	84"	70 3/8"	\$1,058
PS1600 - 1 - 3	84"- 40"	70 3/8"	\$1,184
PS1600 - 3	60"- 40"	70 3/8"	\$1,146

under size height, width or both add \$50

over size height to 76" add \$250, over 76" call

fabrication

- taper - \$75
- buttress fab. - n/c
- notch glass buttress - \$100
- butt glaze corners - \$54
- (flat polish, 1/4" glass - no mitres)
- clipped corner panel - \$270
- clipped corner w/template - \$171
- extra/overwidth panel to 24" - \$140

metal

- mixed colors - \$27 and up
- 1 bar/1 knob alternatives**
- 2 - pull knobs - n/c
- 2 - 8" c-pull - \$129
- 2 - solid towel bars - \$81
- 1 - panel towel bar - \$81
- 1 - back-to-back "bumper knob" - \$27
- 3 - recessed finger pulls - \$200

PHONE
1-800-842-3205

GLASSource

FAX
1-616-842-2157

PRESTIGE

shower enclosures

LIST PRICE

PRESTIGE FRAMELESS SLIDING DOOR
GLASS OPTIONS:

SIZE	GLASS TYPE	SLIDER	SLIDER W/PANEL
3/16"	pattern 62	n/c	n/c
3/16"	rain	n/c	n/c
3/16"	aquatex	n/c	n/c
1/4"	clear	n/c	n/c
1/4"	bronze/grey	\$205	\$255
1/4"	autumn	\$250	\$305
1/4"	steam mist/acid etched	\$250	\$305
1/4"	glue chip	\$250	\$305
1/4"	reed	\$400	\$515
1/4"	masterline	\$400	\$515
1/4"	master carre	\$400	\$515
1/4"	canadian ice	\$460	\$575
1/4"	linea	\$460	\$575
1/4"	clear linea	\$460	\$575
1/4"	satin bubbles	\$460	\$575
1/4"	cross hatch	\$460	\$575
1/4"	thin ribbed	\$400	\$515
1/4"	krystal storm	\$400	\$515
GLASSGUARD™ is included on all Prestige doors			

See next page for metal options

PHONE
1-800-842-3205

GLAS*Source*

FAX
1-616-842-2157

PRESTIGE

LIST PRICE

PRESTIGE FRAMELESS SLIDING DOOR

shower enclosures

METAL OPTIONS:

METAL TYPE	SLIDER	SLIDER W/PANEL
brushed nickel	\$75	\$200
oil rub bronze	\$150	\$200
gold	\$50	\$75
white	\$50	\$75
satin silver/platinum	\$210	\$297
biscuit*	\$395	\$495
almond*	\$395	\$495
black*	\$395	\$495

* NOT STOCKED. Available special order only - allow extra lead times to process.

PHONE
1-800-842-3205

GLASSource

FAX
1-616-842-2157

PRESTIGE

shower enclosures

LIST PRICE

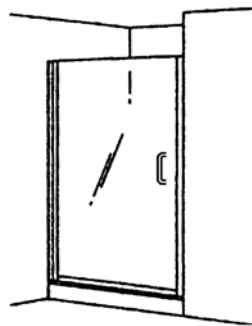
PRESTIGE FRAMELESS PIVOT DOOR

Has the look of our Euro shower door in a water tight, more affordable package. Includes GLASSGUARD™ protection - a factory applied protective treatment for easy to clean glass. **Additional charges for glass options and standard colors, see pages 6 & 7.**

- magnetic latch and soft vinyl seals
- 1/4" clear door glass with highly polished edges
- 8" C-pull through the glass, in **brass** or **stainless steel**
- additional charges for fabrication or metal options, see below
- GLASSGUARD™ protection included

PD 1000 FEATURES

- up to 7/8"-inch adjustment overall
- can go overheight
- unique full length pivot rail
- adds stability and strength, plus, is easy to clean and water tight
- no header "to bang head on"
- no curb, a clean open look
- can be steam sealed
- magnetic latch standard



PD 1000

model width height silver

PIVOT SHOWER DOOR			
PD1000	23"- 36"	66 5/8"	\$581
PD1000T	23"- 36"	72 5/8"	\$734
DAM STRIP - 36"			\$9

over height add \$150

under size
height, width or both
add \$50

fabrication

- taper - \$75
- taper/mitre post - \$75
- glass out of square - \$127

metal

- 6" c-pull/towel bar combo - \$119
- "Curved" or "Classic" c-pull - n/c
- steam jamb with header - \$97
- steam jamb with curb & header - \$140

PHONE
1-800-842-3205

GLASSource

FAX
1-616-842-2157

PRESTIGE

LIST PRICE

shower enclosures

PRESTIGE FRAMELESS PIVOT DOOR

GLASS OPTIONS:

SIZE	GLASS TYPE	PD1000
3/16"	pattern 62	n/c
3/16"	rain	n/c
3/16"	aquatex	n/c
1/4"	clear	n/c
1/4"	bronze/grey	\$88
1/4"	autumn	\$125
1/4"	steam mist/acid etched	\$125
1/4"	glue chip	\$125
1/4"	reed	\$200
1/4"	masterline	\$200
1/4"	master carre	\$200
1/4"	canadian ice	\$230
1/4"	linea	\$230
1/4"	clear linea	\$230
1/4"	satin bubbles	\$230
1/4"	cross hatch	\$230
1/4"	thin ribbed	\$200
1/4"	krystal storm	\$200

GLASSGUARD™ is included on all Prestige doors

See next page for metal options

PHONE
1-800-842-3205

GLASSource

FAX
1-616-842-2157

PRESTIGE

shower enclosures

LIST PRICE

PRESTIGE FRAMELESS PIVOT DOOR METAL OPTIONS:

METAL TYPE	PD1000
brushed nickel	\$100
oil rub bronze	\$100
gold	\$50
white	\$50
satin silver/platinum	\$200
biscuit*	\$275
almond*	\$275
black*	\$275

* NOT STOCKED. Available special order only - allow extra lead times to process.

PHONE
1-800-842-3205

GLAS*Source*

FAX
1-616-842-2157

PRESTIGE

LIST PRICE


shower enclosures

PRESTIGE FRAMELESS PIVOT DOOR STALL ENCLOSURE


Has the look of our Euro shower door in a water tight, more affordable package. Includes GLASSGUARD™ protection - a factory applied protective treatment for easy to clean glass.

Additional charges for glass options and standard colors, see pages 10 & 11.


- magnetic latch and soft vinyl seals
- 1/4" clear door glass with highly polished edges
- 8" C-pull through the glass, in **brass** or **stainless steel**
- 26" standard door size; optional 24", 28", or 30" - please specify when ordering
- additional charges for fabrication or metal options, see below
- GLASSGUARD™ protection



PSS 11180



**90° or 135°
PSS 11190-36**



PSS 11190-40/50

model width silver

180° DOOR AND IN-LINE PANEL		
PSS11180	30"- 48"	\$860
PSS11180	48"- 60"	\$880
DOOR WITH 90° OR 135° PANEL		
PSS11190	36"x 36"	\$975

standard height 69"
optional height 75" add \$100

under height add \$50
over height add \$259

DOOR AND IN-LINE PANEL WITH 90° or 135° PANEL		
PSS11190	40"x 40"	\$1,072
PSS11190	50"x 50"	\$1,166

standard height 69"
optional height 75" add \$125

under height add \$50
over height add \$372

fabrication

- taper - \$75
- mitred wall channel - \$75
- buttress fab. - \$50
- notch glass buttress - \$100
- butt glazed corners - \$54
- (flat polished, 1/4" glass - no mitres)
- extra/overwidth panel to 24" - \$140
- clipped corner panel - \$270
- clipped corner w/template - \$171
- glass out of square - \$127

metal

- wall fill parts - \$16 set
- adjustable angle post - \$21
- steam jamb - \$21
- solid towel bar - \$81
- 6" c-pull/towel bar combo - \$118
- "Curved" or "Classic" c-pull - n/c

PHONE
1-800-842-3205

GLASSource

FAX
1-616-842-2157

PRESTIGE

shower enclosures

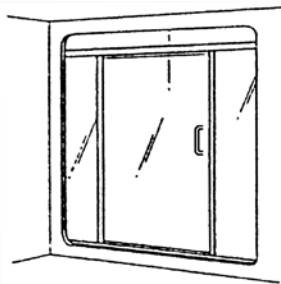
LIST PRICE

PRESTIGE FRAMELESS PIVOT DOOR STALL ENCLOSURE

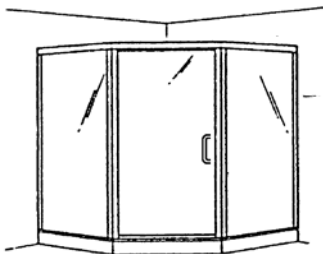
Has the look of our Euro shower door in a water tight, more affordable package. Includes GLASSGUARD™ protection - a factory applied protective treatment for easy to clean glass.

Additional charges for glass options and standard colors, see pages 10 & 11.

- magnetic latch and soft vinyl seals
- 1/4" clear door glass with highly polished edges
- 8" C-pull through the glass, in **brass** or **stainless steel**
- 26" standard door size; optional 24", 28", or 30" - please specify when ordering
- additional charges for fabrication or metal options, see below
- GLASSGUARD™ protection



PSS 11180-P



PSS 11135

model	width	silver
180° PANEL-DOOR -PANEL IN-LINE (acrylic stall with radius corners)		
PSS11180-P	28"- 41"	\$898
PSS11180-P	41"- 60"	\$1,004
135° NEO-ANGLE (up to 36" - 32" - 36")		
PSS11135	38"	\$1,074

standard height 69"
optional height 75" add \$125

under height add \$50
over height add \$372

FIXED PANELS (use options on pages 6 & 7)	
0 to 15 square feet	\$275
15 to 25 square feet	\$340
OPERABLE TRANSOM (use options on pages 6 & 7)	
0 to 9 square feet	\$395

fabrication

- taper - \$75
- mitred wall channel - \$75
- buttress fab. - \$50
- notch glass buttress - \$100
- butt glazed corners - \$54
(flat polished, 1/4" glass - no mitres)
- extra/overwidth panel to 24" - \$140
- clipped corner panel - \$270
- clipped corner w/template - \$171
- glass out of square - \$127

metal

- wall fill parts - \$16 set
- adjustable angle post - \$21
- steam jamb - \$21
- solid towel bar - \$81
- 6" c-pull/towel bar combo - \$118
- "Curved" or "Classic" c-pull - n/c

PHONE
1-800-842-3205

GLASSource

FAX
1-616-842-2157

PRESTIGE

LIST PRICE

shower enclosures

PRESTIGE FRAMELESS PIVOT DOOR STALL ENCLOSURE **GLASS OPTIONS**

SIZE	GLASS TYPE	2-pc glass	3-pc glass	4-pc glass
3/16"	pattern 62	n/c	n/c	n/c
3/16"	rain	n/c	n/c	n/c
3/16"	aquatex	n/c	n/c	n/c
1/4"	clear	n/c	n/c	n/c
1/4"	bronze/grey	\$175	\$255	call
1/4"	autumn	\$250	\$305	call
1/4"	steam mist/acid etched	\$250	\$305	call
1/4"	reed	\$400	\$515	call
1/4"	glue chip	\$250	\$305	call
1/4"	masterline	\$400	\$515	call
1/4"	master carre	\$400	\$515	call
1/4"	canadian ice	\$460	\$575	call
1/4"	linea	\$460	\$575	call
1/4"	clear linea	\$460	\$575	call
1/4"	satin bubbles	\$460	\$575	call
1/4"	cross hatch	\$460	\$575	call
1/4"	thin ribbed	\$400	\$515	call
1/4"	krystal storm	\$400	\$515	call

GLASSGUARD™ is included on all Prestige doors

See next page for metal options

PHONE
1-800-842-3205

GLASSource

FAX
1-616-842-2157

PRESTIGE

shower enclosures

LIST PRICE

PRESTIGE FRAMELESS PIVOT DOOR STALL ENCLOSURE **METAL OPTIONS**

METAL TYPE	2-pc glass	3-pc glass	4-pc glass
brushed nickel	\$150	\$150	\$200
oil rub bronze	\$150	\$150	\$200
gold	\$50	\$50	\$75
white	\$50	\$50	\$75
satin silver/platinum	\$291	\$343	\$400
biscuit*	\$395	\$495	\$532
almond*	\$395	\$495	\$532
black*	\$395	\$495	\$532

* NOT STOCKED. Available special order only - allow extra lead times to process.

PHONE
1-800-842-3205

GLAS*Source*

FAX
1-616-842-2157

PRESTIGE
shower enclosures

LIST PRICE

NOTES:

PHONE
1-800-842-3205

GLAS*Source*

FAX
1-616-842-2157